

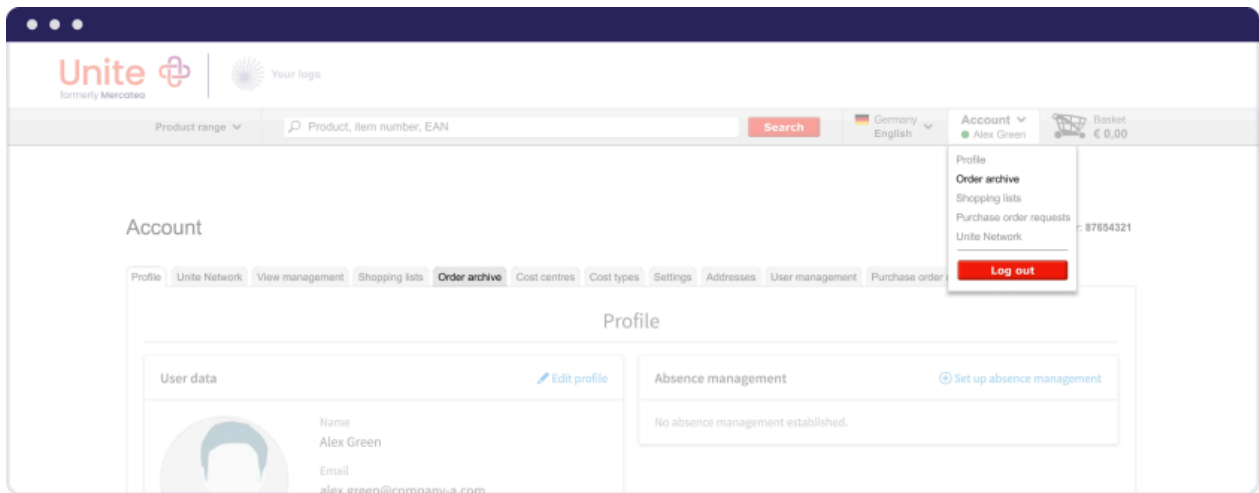
Order archive

The order archive is a chronological list of all your previous orders. In this section you'll learn how to access the order archive, manage orders, export data and assign permissions.

How to access the order archive

Web access setup

After signing in, go to the 'Account' drop-down menu and select 'Order archive'. You can also access the '[Order archive](#)' tab directly from your user account.

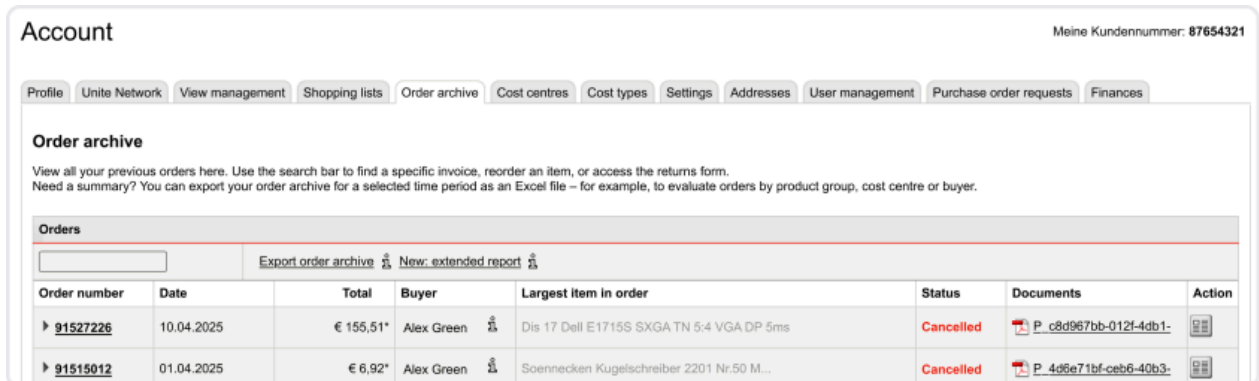


PunchOut setup

Only the account admin has access to the order archive in the PunchOut setup, which can be accessed by signing into the Unite account via the web.

Overview of the order archive

In the order archive you'll see a list of all your orders from all your catalogues, including framework catalogues. Each order is displayed with helpful information: order number, order date, total cost, buyer's name, largest item in the order, order status (with shipping information for confirmed orders), documents related to the order, and the action column.



For web access users who've [set up user management with approval workflows](#), the account admin will see rejected orders at the bottom of the page under 'Rejected purchase order requests'.

You can search for a past order by entering an item description or order number in the search field. The action column has three buttons in the following order: View order details, Request a return, Confirm goods receipt (grey check mark) or Goods receipt has been confirmed (green check mark).

Largest item in order	Status	Documents	Action
9099-00000-00 TESA Ecologo Klebestem ...	Show shipping information	R. 3010546261	
visitenkarten	Show shipping information	R. 3006815399	

For a quick view of an order, click on the drop-down arrow next to the relevant order number.

Order number	Date	Total	Buyer	Largest item in order	Status	Documents	Action
▼ 90530790	Sep 27, 2024	€ 22.19*	Alex Green	59099-00000-00 TESA Ecologo Klebestem ...	Show shipping information	R. 3010546261	
Item/Item no.	Manufacturer/Manufacturer no.	Supplier	Warehouse	Delivery status	Quantity	Price	Total
59099-00000-00 TESA Ecologo Klebestem (1100) 1100Stück doppelseitig permanent P1902-903573440017	tesa 59099-00000-00	Mercateo	UFP Deutschland GmbH	Goods dispatched 2 C62 - Sep 28, 2024	2 C62	EUR 6.10* EUR 7.26	EUR 12.19* EUR 14.51
Shipping costs			Lager 94QG7			EUR 0.00* EUR 0.00	EUR 0.00* EUR 0.00

For a quick view of the shipping costs of a specific order, click on 'Show shipping information' in the status column of that order.

How to manage orders in the order archive

View order details

To see details for a specific order, click on the 'View order details' button on the right of the order you wish to access.

This will take you to the order detail page, which includes the order number, your customer number and email, invoice and delivery address information, payment type and item/items ordered.

formerly Mercateo

Product range ▼

Search

Germany
English

Account ▼
Alex Green

Basket
€ 0,00

Your order

Your order No. 12345678 of 18 Sep 2025

Customer no.:	87654321		
Email:	alex.green@musterfirma.com		
Invoice address:	Alex Green Max Mustermann GmbH Beispielstraße 10 00000 Teststadt	Delivery address:	Alex Green Max Mustermann GmbH Beispielstraße 10 00000 Teststadt
Invoice sending:	by email (PDF to mustermann@musterfirma.com)		
Shipping costs:	are distributed to product prices.		
Payment type:	Credit card payment		

Order overview

Net value	€ 20,54*
Shipping	€ 0,00*
Total net	€ 20,54*
VAT 22%	€ 4,52
Total gross	€ 25,06

Items (Prices contain distributed shipping costs)

Item/Item no.	Manufacturer/Manufacturer no.	Delivery period	Quantity	Price	Total
1 CF10 QUADERNI FLOWERS A4 1R 80GR 8143-02298851R	Pigna 02298851R	4 days	1 pezzo	€ 20,54* € 25,06	€ 20,54* € 25,06

Download an order as a PDF document

When you're in the order detail page, click on the printer button on the right of the page.


This will open a pop-up window with the printable document in PDF format.

Reorder an item or place a repeat order

Click on the drop-down arrow next to the relevant order number to view the item/items in that order. Click the 'Add to basket' button below the item you want to reorder.

Please note: The button is only displayed if the item is still available on Unite.

Alternatively, once you've clicked on an order, click on the shopping basket (the button is called 'Generate a new order with the same items') on the right of the order detail page.

Your order	No. 12345678 of 18 Sep 2025	 
Customer no.:	87654321	

[Need support for buying on Unite? Read more here.](#)

Submit a goods receipt

Click on the check mark button on the right of the relevant order under the 'Action' column.

A pop-up window will appear with a summary of the order. Confirming goods receipt will:

1. send you a notification that the goods receipt has been saved, and
2. send a notification of goods receipt to your accounting department, including release of payment (only if a default invoice address was saved in your account).

If you're an admin using Unite's user management and approval workflow and want to inform your requester, select the option 'Send copy to requester'.

Confirm goods receipt

Your order C789065432-1 from Oct 18, 2025

Please tick all items where a confirmation of goods receipt should be sent to accounting (including release for payment).

Item number	Item	Receipt confirmed
<input type="checkbox"/> P4117-89-00298	FILTERMATTE SK3173.100	

Send copy to requester

[Close](#)

Request a return

Go to the order you want to request a return for. In the 'Action' column, click on the curved arrow button to open the returns form.

[Read more about how to request a return](#)

How to export data from the order archive

You can export past orders for a selected date range as an Excel. This is especially helpful for evaluating orders, for example, by product group, cost centre or buyer.

Click on the 'Export order archive' button next to the search field.

Orders				
<input type="text"/>		Export order archive ⓘ	New: extended report ⓘ	
Order number	Date	Total	Buyer	Largest item in order
▶ 90530790	Sep 27, 2024	€ 22.19*	Alex Green ⓘ	590
▶ 86886440	Nov 25, 2022	€ 26.21*	Alex Green ⓘ	Visi

Select the date range you'd like to export orders from and click 'Export' to download an Excel.

The maximum export period is 365 days.

Orders					
<input type="text"/>		<input type="text" value="2025-09-01"/>	-	<input type="text" value="2025-10-01"/>	<input type="button" value="Export"/>
Order number	Date	Total	Buyer	Largest item in order	
▶ 92361802	Sep 18, 2025	€ 20.54*	-	CF10 QUADERNI FLOWERS A4 1R	
▶ 92104954	Jul 29, 2025	€ 20.84*	-	CF10 MAXI ONE COLOR PM PPL 8	
▶ 92098896	Jul 28, 2025	€ 144.46*	-	3M VISITOR Overzetbril Transparan	
▶ 92025800	Jul 14, 2025	€ 8.55*	-	Kopieerpapier HP A4 80 g/m² Wit 50	

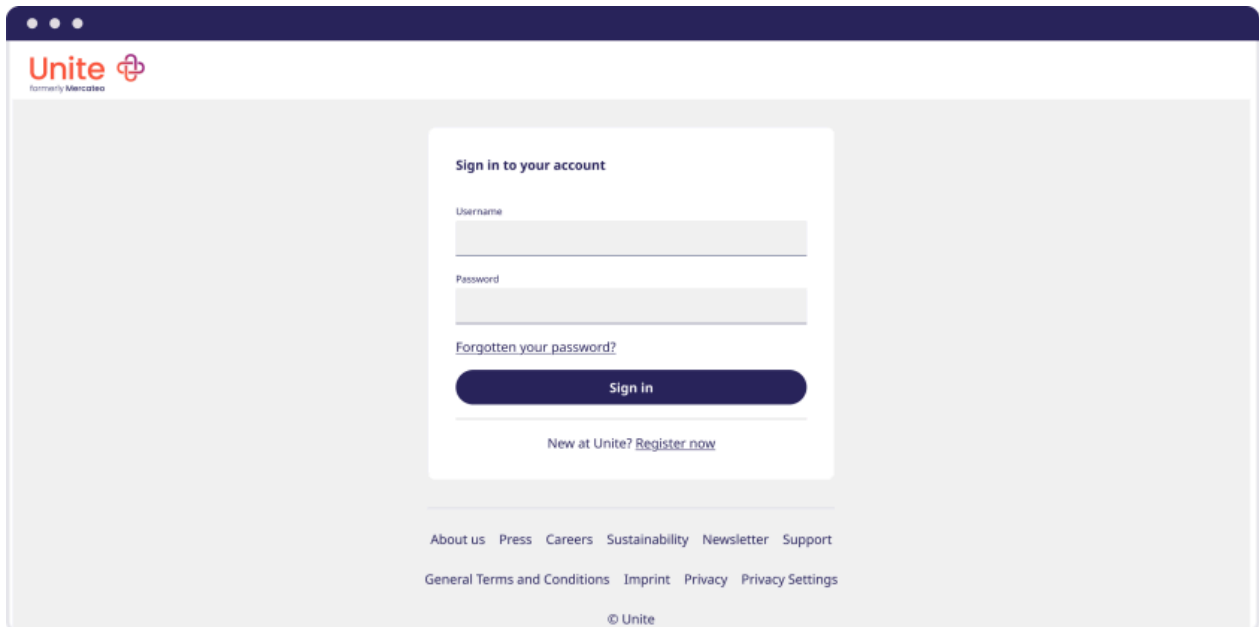
The Excel will include details about every item ordered during the selected period, including order number, item details, ECLASS, manufacturer, supplier number, cost centre, cost type, invoice and delivery addresses, and goods receipt confirmations.

How to access and download an extended order report

For more detailed information about your order, such as CO₂ data, VAT or service fees, you can download the extended order report by clicking on 'New: extended report' next to the search field.

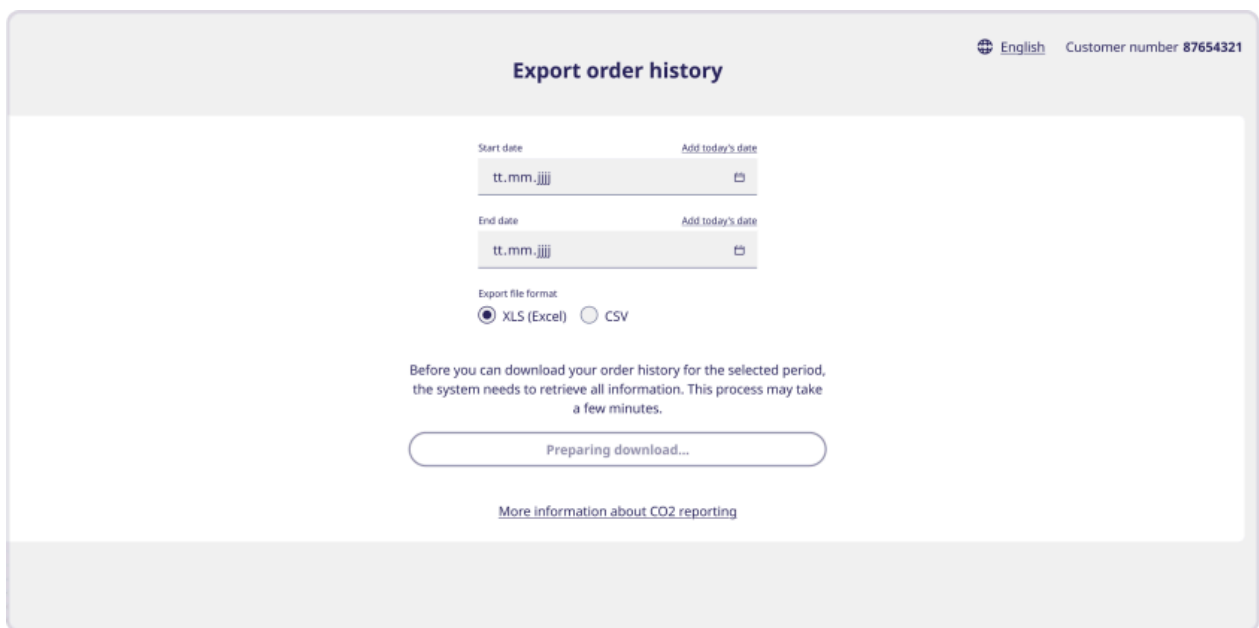
Orders				
<input type="text"/>		Export order archive ⓘ	New: extended report ⓘ	
Order number	Date	Total	Buyer	Largest item in order
▶ 90530790	Sep 27, 2024	€ 22.19*	Alex Green ⓘ	590
▶ 86886440	Nov 25, 2022	€ 26.21*	Alex Green ⓘ	Visi

This will take you to the Unite login page. Sign in with your username and password. Alternatively, [go directly to the link](#) and sign in.



Select the date range and the file format (either Excel or CSV) you want to download and then click the 'Preparing download' button.

A confirmation message will appear when the download is complete. Now click the 'Download order history' button.



For more information about how to analyse data based on the extended report, read the '[Analysing orders with extended order reports](#)' article.

Please note: The extended order report interface is currently available in English and German.

How to assign permissions for the order archive

Web access setup

In the '[User management](#)' tab, you can assign rights and permissions to users.

[Read more about assigning rights to users](#)

In user settings, click on the 'Permissions' tab and then select the options to assign to the user: book good receipts, access order data and/or access service fee data in order history reports. Click 'Save' when you're done.

The screenshot shows the Unite web application interface. At the top, the Unite logo (formerly Mercateo) is on the left, and a search bar with the text "Product, item number, EAN" is in the center. On the right, there are links for "Germany English", "Account Alex Green", and a "Basket € 0,00". Below the header, the "Account" section is active, displaying "My customer number: 87654321". A navigation menu includes "Profile", "Unite Network", "View management", "Shopping lists", "Order archive", "Cost centres", "Cost types", "Settings", "Addresses", "User management", "Purchase order requests", and "Finances". The "User settings" page is open, with the "Permissions" tab selected. On the left, a user profile card for "Alex Green" with email "alex.green@company-a.com" is visible. The main content area lists permissions under the heading "Permissions". The text "The user is authorised to:" is followed by a list of permissions with checkboxes: "create delivery addresses", "manage cost centres", "manage cost types", "add users", "book good receipt centrally", "access order data in order history reports", and "access service fee data in order history reports". The last two permissions are checked. At the bottom of the list are "Save" and "Reset" buttons.

PunchOut setup

Send an email to service.de@unite.eu with your customer number and the email address of the user you want to assign rights to. Our Customer Service Team will provide you with further details.